

Ellie Recliner

ELIXXXXXX

kwalu.

Unite Style

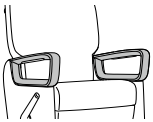


1
23" SW

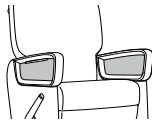


2
Trendelenburg

Arm Style



1
Open Loop Arm



2
Upholstered Arm Panels

Legs Style



A
Casters



B
Central Locking System


*Transfer Arm



0
No Transfer




1
Left Transfer

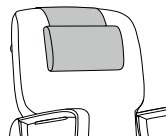


2
Right Transfer

Pillow



0
No Pillow




1
With Pillow

Lever Position



R
Right Arm



L
Left Arm

Available Options



****OPT#48**
IV Pole Holder



****OPT#189**
Foley Hook



*****OPT#201**
Heat Massage

****Table Options



OPT#57EF
Folding Side Table



OPT#57ESS
Tablet Table Solid Surface



OPT#57ESP
Tablet Table Protea Fusion

Notes

*Transfer Arm and Lever cannot be placed in the same arm.

**Must be placed on the opposite side of the lever.

***Available only when Upholstered Arm Panels is selected.

Heat Massage controller will always be located on same side as lever.

****The Tablet and Side Folding Tables must be positioned on the opposite side of the lever and cannot be used with the Transfer Arm option.